KINUSAIGA PATTERN

Patchwork Heart

11 pieces · 11 fabrics · Easy

Fabrics

- A White
  pieces 10
- B Dark red
  pieces 1
- C Rose
  pieces 2
- D Light raspberry
  pieces 6
- E Pink
  pieces 8
- F Coral
  pieces 4
- G Dark raspberry
  pieces 9
- H Medium raspberry
  pieces 5
- I Orange
  pieces 11
- J Blush pink
  pieces 3
- K Light red
  pieces 7

How to make it

1. Print the cut map at 100 % (Actual size). Check the square measures 1 in / 25 mm.
2. Cut a foam board to the same size. Stick a double-sided adhesive sheet on it if you use one.
3. Tape the cut map on the board and score every line about 1/8 in (3-5 mm) deep with a craft knife.
4. Remove the paper. Cut each fabric a little bigger than its piece (about 1/4 in all round).
5. Lay the fabric on the piece and push the edges into the grooves with a tucking tool or a blunt knife.
6. Work from the background to the front. Full guide: kinusaiga.org/how-to-make-kinusaiga

For personal use. Please don't resell the pattern.

Colour guide

Number = piece, letter = fabric. Not to scale: use the cut maps for your board.

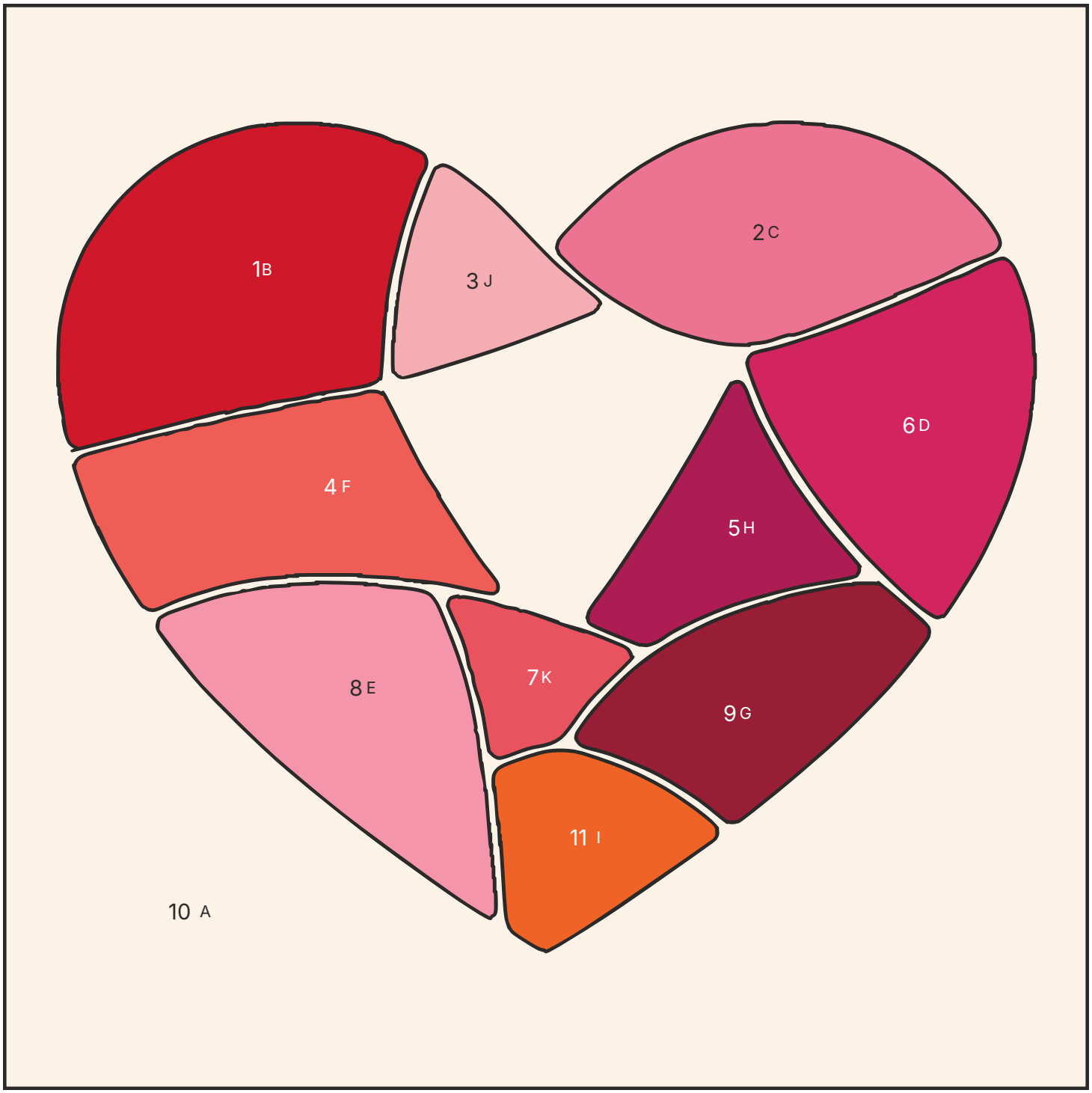

A White · B Dark red · C Rose · D Light raspberry · E Pink · F Coral · G Dark raspberry · H Medium raspberry · I Orange · J Blush pink · K Light red

For personal use. Please don't resell the pattern.

Cut map · 8 x 8 in (20.3 x 20.3 cm)

Print at 100 % (Actual size, no scaling). Score along every line.



1 in

25 mm

If these squares don't measure 1 in and 25 mm,
your printer scaled the page: print again at 100 %.

For personal use. Please don't resell the pattern.

Cut map · 6 x 6 in (15.2 x 15.2 cm)

Print at 100 % (Actual size, no scaling). Score along every line.

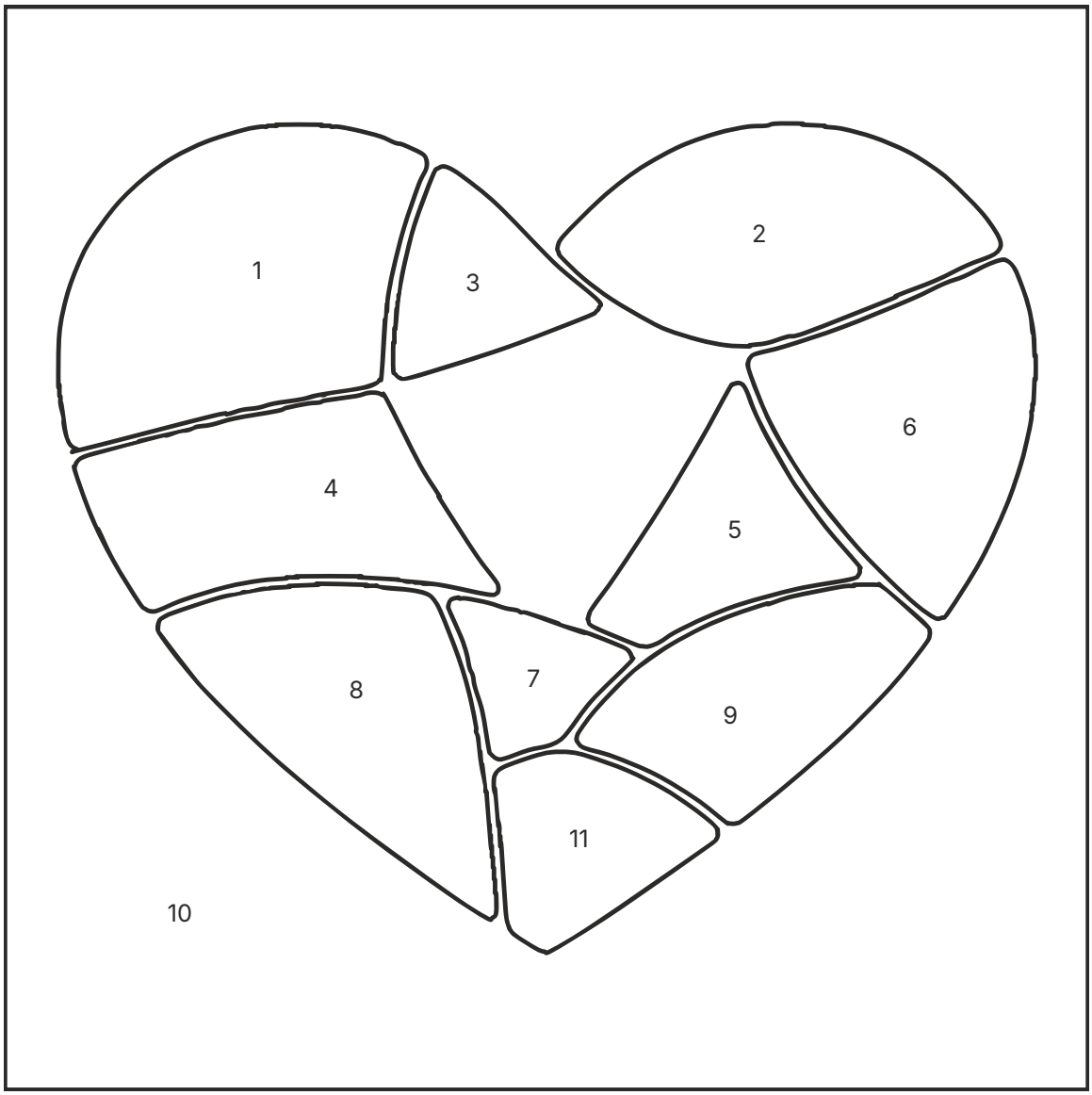

1 in

25 mm

If these squares don't measure 1 in and 25 mm,
your printer scaled the page: print again at 100 %.

For personal use. Please don't resell the pattern.

Cut map · 5 x 5 in (12.7 x 12.7 cm)

Print at 100 % (Actual size, no scaling). Score along every line.

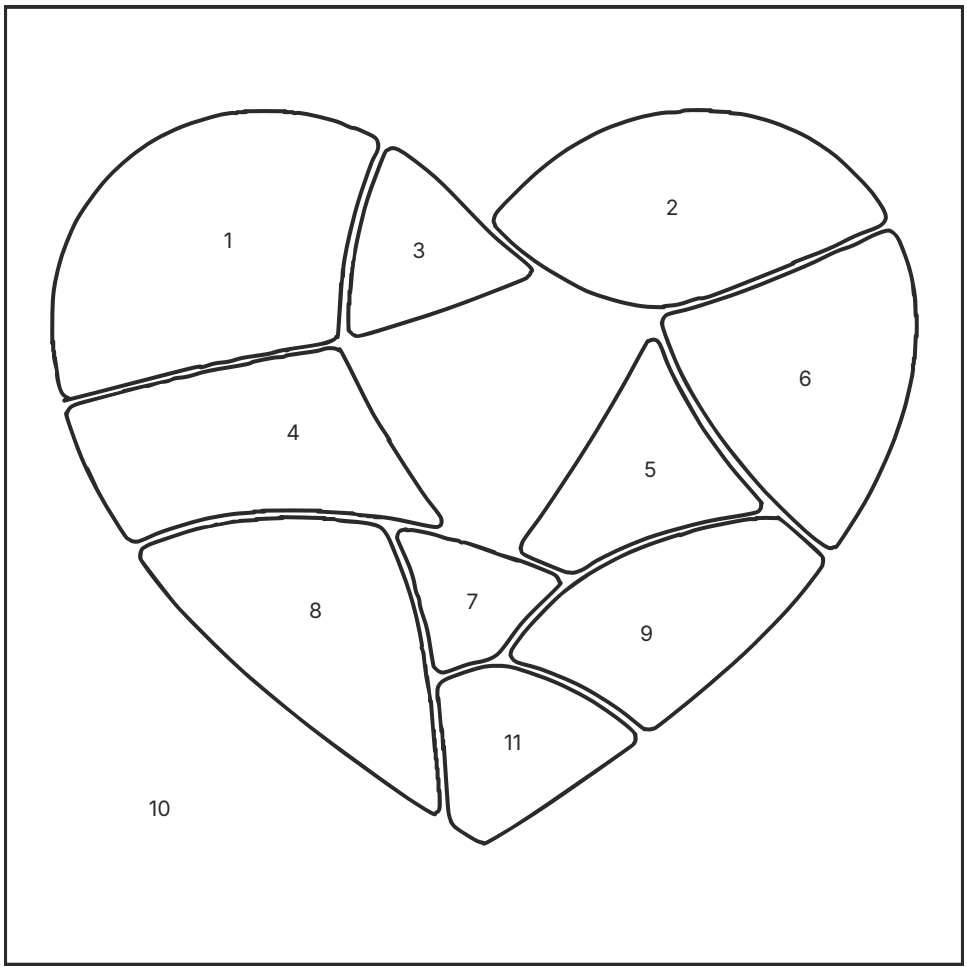

1 in

25 mm

If these squares don't measure 1 in and 25 mm,
your printer scaled the page: print again at 100 %.

For personal use. Please don't resell the pattern.